



UA-25

Frontier Products, Inc.
 4524 J D Mouser Parkway
 Alvarado, TX 76009
 Ph: 682-422-3817
 www.frontierproductsinc.com

PRODUCT DESCRIPTION



FPI™ UA-25 is an All-in-One urethane wood flooring adhesive. UA-25 is the adhesive, moisture protection and sound control in one easy trowel-on application. UA-25 is backed by a Limited Lifetime Warranty.



Typical Uses

UA-25 is approved for use with all wood flooring designed for glue down installation including multi-ply engineered plank, solid plank, bamboo and parquet flooring.



Advantages

- No Moisture Testing
- Unlimited Moisture Protection
- Lifetime Warranty
- Sound Control up to 63 IIC, 62 STC
- Ultra-Low V.O.C.
- High elastomeric properties

Coverage (Adhesive and Moisture Protection)

Flooring Product	Trowel size* and Notch	Coverage
Wood flooring up to 5/8" thick	 1/4" x 1/4" V-Notch	30-35 sq. ft. /gal.
Wood flooring greater than 5/8" thick Multi-Ply Engineered plank - below grade	 1/2" x 15/32" V-Notch	20 sq. ft. /gal.

Coverage (Adhesive only application)

Flooring Product	Trowel size* and Notch	Coverage
Wood flooring up to 1/2" thick	 3/16" x 5/32" V-Notch	50 sq. ft. /gal.
Wood flooring up to 3/4" thick	 1/4" x 1/4" x 1/4" Square Notch	30 sq. ft. /gal.

Packaging

Available in 5 gallon and 4 gallon metal pails

Cautions and Limitations

Do not use over concrete treated with sealers, curing agents or old adhesive residue. Concrete substrates must be at least 60 days old and be porous.
 Do not use with gypsum based patches or underlayments in wet or moist environments.
 Do not use on wet, frozen, friable or contaminated substrates. Do not use in areas subject to hydrostatic pressure.
 Do not use as a leveling material. Radiant heated subfloors should be turned off for 48 hours prior to and after installation.
 When installed below grade, UA-25 is only approved for the installation of Engineered Plank. Do not stir the adhesive.
 UA-25 was formulated for professional use.

TECHNICAL DATA

Color Tan
Open Time (70° F, 45% RH) 1 hr. 30 minutes
Tack Onset (70° F, 45% RH) 60 minutes
V.O.C. Level <30.0g/l
Flash Point >250 F
Freeze / Thaw Stable
Shelf Life 12 months for unopened containers stored in ambient conditions.

Sound Ratings

IIC	STC	Δ Delta IIC
63 *	62 *	21 dB
52 **	53 **	

*Tested on a 6" concrete slab with ceiling.

**Tested on a 6" concrete slab with no ceiling.

INSTALLATION

In addition to these instructions, installers shall also refer to the most current edition of the following publications: American National Standards Institute (ANSI) publications. Tile Council of North America (TCNA) Handbook for Ceramic Tile Installations The Marble Institute of America (MIA) Dimension Stone Design Manual, NWFA (National Wood Flooring Association).

Surface Preparation

Moisture testing is not required when using the correct trowel for moisture protection. Concrete subfloors MUST be dry to the touch with no visible signs of moisture and had no previous installation failures due to moisture. When using UA-25 as an adhesive only, floor moisture must not exceed 3 lbs. per 1000 sq. ft. per 24 hrs. per the ASTM F1869 Calcium Chloride Test or 75% RH. Temperatures should be maintained as close to 70°F and 45% relative humidity at least 72 hours before, during, and after the installation of UA-25. Surfaces must be clean and free from dirt, dust, debris, oils, waxes, polishes or any other material that would inhibit bonding of the adhesive to the substrate. If some materials are difficult to remove, surface abrasion may be required. Floor level cannot exceed a variance of 1/8" per 10 feet. Follow all surface preparation instructions issued by the manufacturer of wood finish surfaces.



UA-25

2 of 2

Flooring Installation

Condition finish flooring surface and install in accordance with wood manufacturers directions. Pour UA-25 over the correctly prepared surface and trowel in place using a suitable notch trowel for the application (see trowel chart). The trowel MUST be replaced every 800 square feet. Press flooring firmly into FPI UA-25 adhesive immediately after troweling and tape the flooring. Periodically check to make sure there is 100% adhesive coverage and transfer to the flooring as 100% transfer and coverage are required for moisture protection applications. Do not spread more adhesive than can be covered in 45 minutes. Protect the floor from traffic for 24 hours after installation. Follow all recommended installation instructions issued by the manufacturer of wood finish surfaces.

Incorrect trowel use voids the product warranty.

ONCE UA-25 CURES IT IS EXTREMELY DIFFICULT TO REMOVE AND WILL ETCH FINISH SURFACES.

Clean-up

Fresh adhesive – use FPI™ UAR (Urethane Adhesive Remover) sparingly with a clean, white cotton cloth to immediately clean any adhesive from the surface of prefinished floors. Always test on a scrap of the flooring material prior to using on an installed floor to ensure that the cleaner will not damage the surface.

Health and Safety

Wear protective clothing and eye protection when using this product. Wear rubber gloves during application of product to avoid contact with skin. Use only in well ventilated areas.

EMERGENCY PROCEDURES.

SKIN - Wash thoroughly with soap and water.

EYES - Flush with water for 15 minutes. Seek immediate medical attention.

INHALATION - Remove person to fresh air.

INGESTION - Do not induce vomiting, seek immediate medical attention.

KEEP OUT OF REACH OF CHILDREN AND PETS.

WARRANTY

This product is manufactured according to exacting quality control standards and is warranted to be free from manufacturing defects. Defective material called to our attention within one year of manufacture will be replaced. No guarantee is made regarding the performance of this product since the manner and conditions of application are beyond our control.